

Essex County Soil and Water Conservation District

PO Box 407

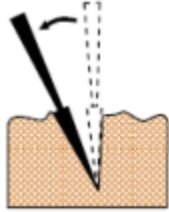
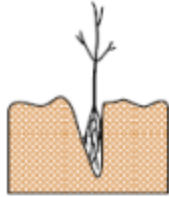
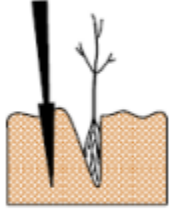
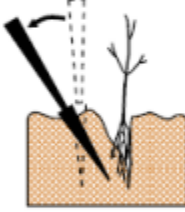
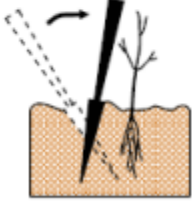
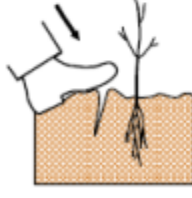
3 Sisco Street

Westport, NY 12993

Phone: 518-962-8225

www.essexcountyswcd.org

Planting Instructions: Bare Root Seedlings

| | |
|--|---|
|  <p>1. Push the planting bar or dibble vertically into the soil to the depth of the blade. Pull back on the handle to open a planting slot.</p>  <p>2. Remove the planting bar. Set the seedling in the hole at the same depth or slightly lower than when it was grown. Gently shake the seedling to spread out the roots.</p>  <p>3. Insert the planting bar into the soil 2 inches back from the seedling.</p>  <p>4. Pull back on the handle of the planting bar to close the bottom of the hole.</p>  <p>5. Push the handle of the planting bar forward to close the top of the hole.</p>  <p>6. Remove the planting bar. Use your foot to close the opening and firm the soil around the seedling. BE VERY CAREFUL! Don't damage the seedling.</p> <p>AML</p> | <p>NOTE: Prior to planting, keep seedling roots moist at all times. After planting, water seedlings regularly</p> <p>Recommended Spacing</p> <p>Wildlife/Shrub: 6x6' Conifer: 8x8' Deciduous/Hardwood: 12x12'</p> <p>Avoid: Leaving air pockets Bending roots Planting sideways Surrounding the seedling with a mound Compacting roots</p> |
|--|---|